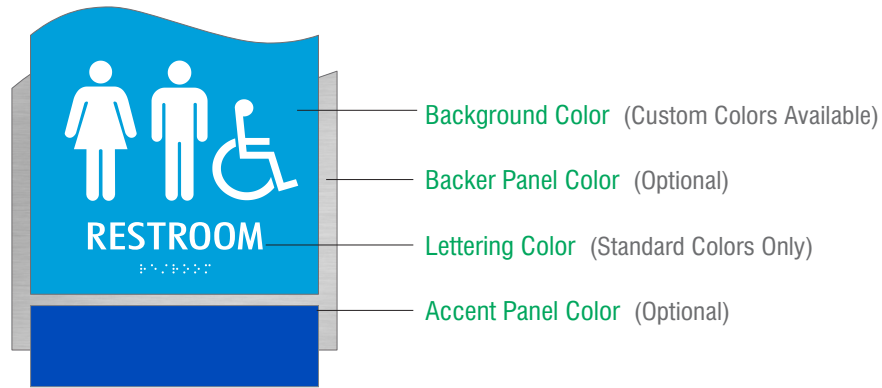


Standard Colors

Standard Colors for Modified Acrylic signs are shown below. Custom background colors are available. Good contrast is required between the background color and lettering color. Close PMS equivalents are listed after each color. Graphite and V. Gold are not available as a printed color. Actual sign colors may vary from displayed colors below.




Clear Non-Glare



White



Charcoal Grey (pms 7540)



Beige (pms 7503)




Cement (pms 422)



Graphite *



Taupe (pms 410)



Ash (pms 7527)



Ruby (pms 209)



Teal Green (pms 562)



ADA Blue (pms 7462)




Driftwood (pms 416)



Dark Brown (pms 412)



Cinder (pms 411)



Sandalwood (pms 4685)



Orange (pms 1665)




Forest Green (pms 5477)



Medium Blue (pms 7692)



Vintage Silver (pms 877)



Black (pms 6)



Vintage Gold * (pms 464)



Parchment (pms 7528)



Red (pms 187)



Hunter Green (pms 5535)



Blueberry (pms 654)




Bright Green (pms 348)

Premium Laminates

Premium laminates offer an unique and upscale option for ADA signs. See next page for specifications.

Custom laminates and materials are available. Laminates are not available as a lettering color. Interior use only.


Actual sign colors may vary from displayed colors below.




Satin Anodized Aluminum




Photoluminescent



Wilsonart Kensington Maple



Wilsonart Fonhill Pear



Wilsonart Wild Cherry

Modified Acrylic

Interior and Exterior



- Durable 1/8" or 1/4" Clear Non Glare Acrylic - Impact and Mar Resistant
- Back Painted for Superior Resistance to Fading or Scratching
- CNC Routed Edges for a Clean Smooth Finish (edges are not painted)
- 1/32" Precision Cut Out Tactile Lettering is Bonded to the Surface with 3M VHB
- Clear Braille is Embedded into the Sign Surface
- Non-Tactile Logos and Lettering are Digitally Printed Directly to the Sign Surface

Satin Aluminum

Interior Only



- Rich Satin Anodized Aluminum Face (.040) - Impact and Mar Resistant
- Permanently Bonded to an 1/8" or 1/4" Black Acrylic Backer
- CNC Routed Edges for a Clean Smooth Finish (edges are not painted)
- 1/32" Precision Cut Out Tactile Lettering is Bonded to the Surface with 3M VHB
- Stainless Steel Braille is Embedded into the Sign Surface
- Non-Tactile Logos and Lettering are Digitally Printed Directly to the Sign Surface

See Previous
Page for
Color Options



Woodgrain Laminates

Interior Only



- Wilsonart Woodgrain Laminate - Impact and Mar Resistant
- Permanently Bonded to an 1/8" or 1/4" Brown Acrylic Backer
- CNC Routed Edges for a Clean Smooth Finish (edges are not painted)
- 1/32" Precision Cut Out Tactile Lettering is Bonded to the Surface with 3M VHB
- Clear Braille is Embedded into the Sign Surface
- Non-Tactile Logos and Lettering are Digitally Printed Directly to the Sign Surface

Full Color Digital Background

Interior Only



- Durable 1/8" or 1/4" Clear Non-Glare Acrylic - Impact and Mar Resistant
- High Resolution, Full Color Digital Image is Printed to Backside of Acrylic
- CNC Routed Edges for a Clean Smooth Finish (edges are not painted)
- 1/32" Precision Cut Out Tactile Lettering is Bonded to the Surface with 3M VHB
- Clear Braille is Embedded into the Sign Surface
- Non-Tactile Logos and Lettering are Digitally Printed Directly to the Sign Surface