

## ADA SIGNAGE GUIDE

ADA Signage Experts

Top Architectural Quality

Custom and Standard Signs

Complete Design Work

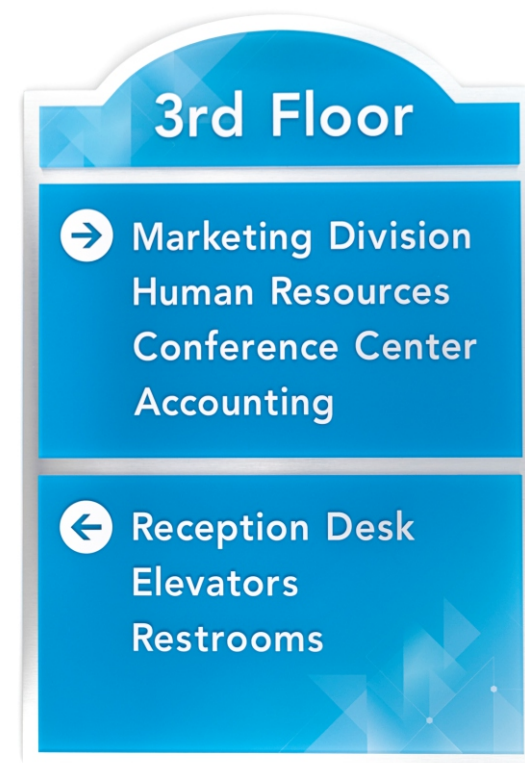
Fast Turnaround

Unlimited Design Options

Custom Colors and Logos

Quick Responsive Service

Exact Re-Orders



## 2 | Contents

This booklet was developed to give you a broad overview and understanding of the ADA sign regulations. We have also included design tools, drawings, and color options to help you create a complete sign system that is not only functional but 100% compliant with ADA regulations.

### ADA Sign Systems



- 3 - ADA Sign Systems
- 4 - ADA Sign Styles
- 8 - Standard Colors
- 9 - Premium Materials
- 10 - Sign Specs
- 11 - Digital Specs
- 12 - Mounting Options
- 13 - ADA Fonts

### ADA Sign Checklist



- 14 - Room and Office Signs
- 15 - Changeable Message Signs
- 16 - Restroom Signs
- 18 - Directional and Overhead
- 19 - Informational and Safety
- 20 - Stair and Code Signs
- 21 - Exit and Evacuation Signs
- 22 - ADA Floor Plan

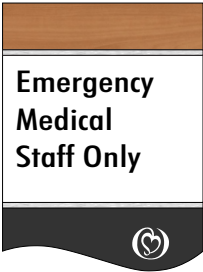



### ADA Regulations



- 24 - Sign Regulations
- 27 - ADA Lettering
- 28 - Braille Requirements
- 29 - ADA Pictograms
- 30 - Size and Spacing
- 31 - Character Height
- 32 - Sign Sizing Chart
- 33 - Mounting Guidelines

3 | ADA Sign Systems

The following pages will assist you in selecting the right sign types, styles and colors to develop a comprehensive and cohesive sign system that you can use throughout your building or facility. See instructions and options below.



How to Order

To order or specify, simply provide the information listed to the right.

All signs are fully customizable with your own text, colors and logo.

Sign Information

- |   |                              |               |
|---|------------------------------|---------------|
| ① | Select your sign style       | Pages 4 - 7   |
| ② | Select your sign colors      | Pages 8 - 9   |
| ③ | Select your sign types       | Pages 14 - 21 |
| ④ | Provide your text or message |               |

Custom Options

- Custom logos and graphics
- Custom background colors
- Custom signs, sizes and layouts
- Custom materials and accent bars

## 4 | ADA Sign Styles

Below are just a few of the unlimited shapes and styles available. Combine these with an endless array of colors and materials and you have an infinite number of design options. We can design and fabricate an entire sign system based on any style below.

### One Panel



1A



1B



1C



1D



1E



1F

### Two Panel



2A



2B



2C



2D



2E

Flip signs  
for even more  
options



2G



2H



2J



2K



2M

### Three Panel



3A



3B



3C



3D



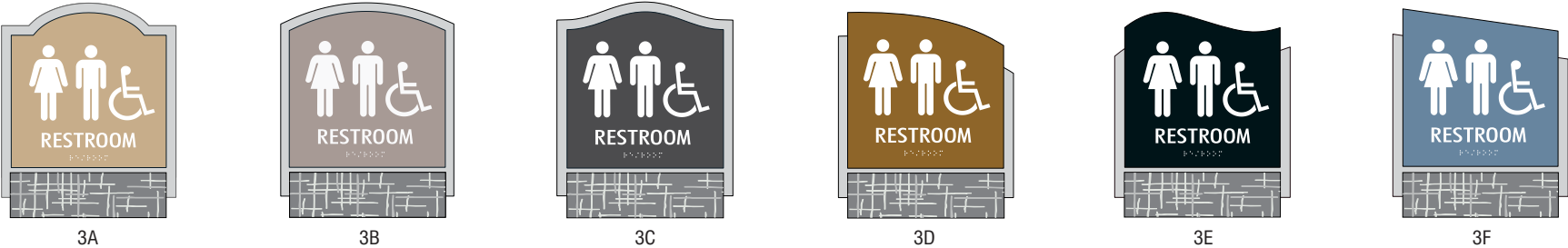
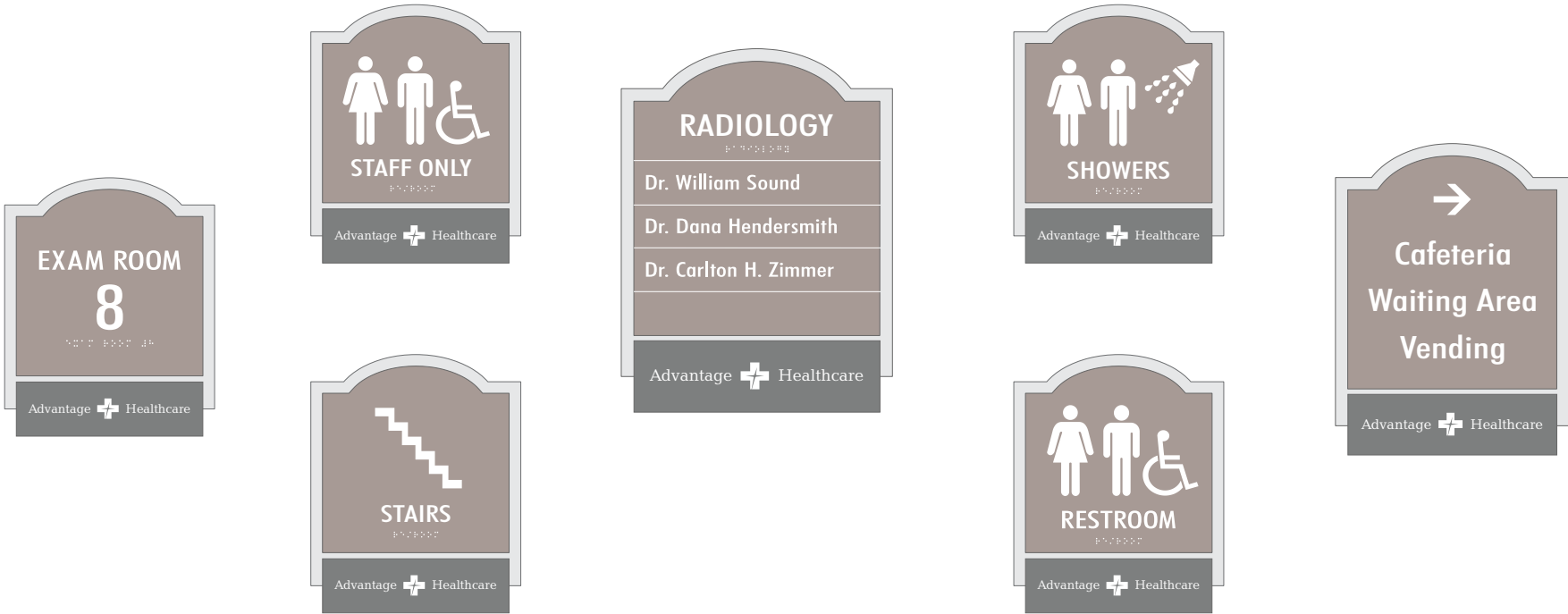
3E



3F

5 | Three Panel System

Our Three Panel System offers you the most design flexibility and creativity. Mix and match solid colors with digital panels or a custom material option. Corporate colors and logos can also be added.



6 | Two Panel System

Our Two Panel System is our most popular choose among hospitals, senior living, hotels and educational facilities. Add a digital printed background with a satin aluminum backer for a modern contemporary look. Your options are endless.



2G



2H



2J



2K



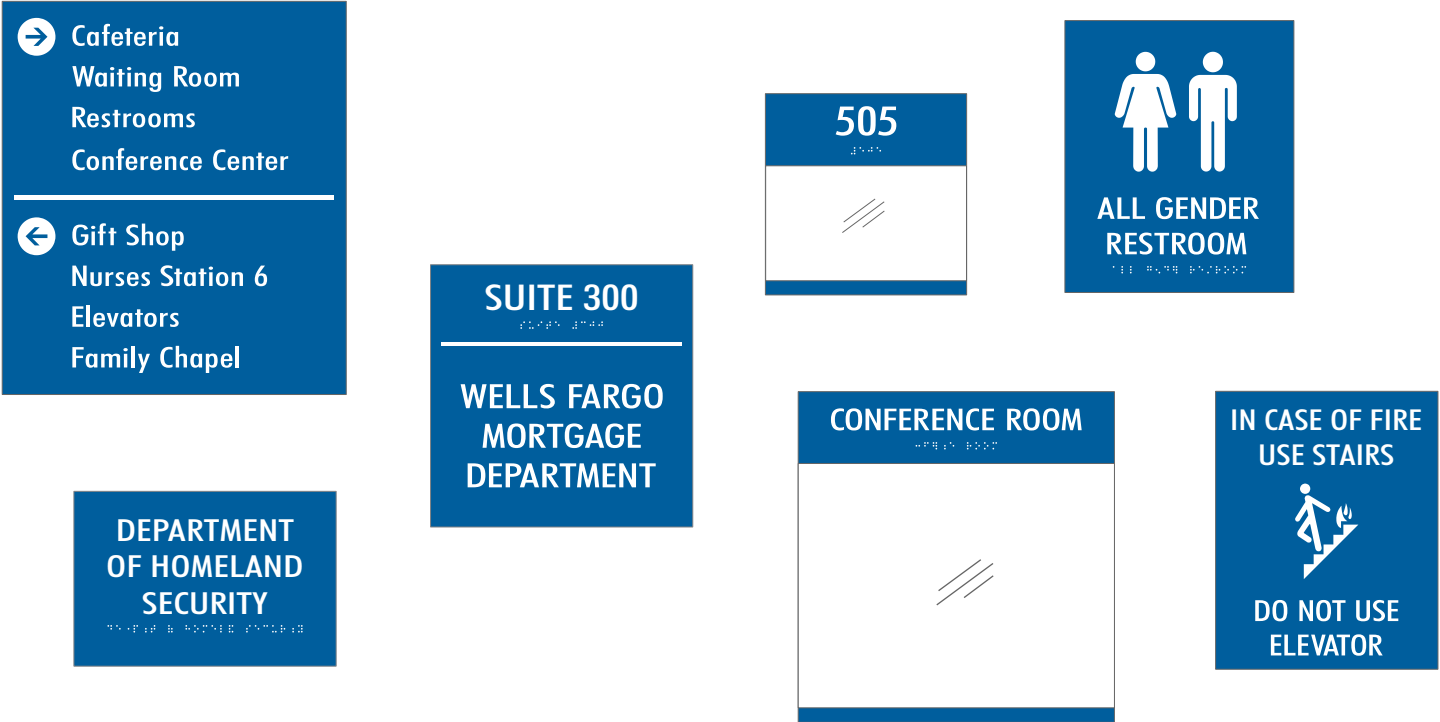
2M



2N


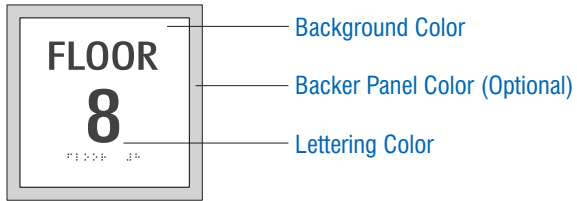
7 | One Panel System

Sometimes less is more. Simple, elegant and our most economical system. Material and color chooses are still unlimited, and you still have the option of a digital background or corporate logo or graphic.




## 8 | Standard Colors

ADA laws require distinct contrast between background and lettering colors. Custom background colors are available. Approximate PMS equivalents are listed after each color name. Actual colors may vary from displayed or printed colors.



White



Cement (pms 422)




Driftwood (pms 416)



Charcoal (pms 7540)



Dark Brown (pms 412)



Black (pms 6)



Ash (pms 7527)



Sandalwood (pms 4685)




Parchment (pms 7528)




Ivory (pms 468)




Beige (pms 7503)



Taupe (pms 410)



Cinder (pms 411)



Celadon (pms 5555)




Forest Green (pms 5477)



Hunter Green (pms 5535)



Bright Green (pms 348)



Teal Green (pms 562)



Ocean Blue (pms 5473)



China Blue (pms 5405)



Medium Blue (pms 7692)



ADA Blue (pms 7462)



Blueberry (pms 654)



Ruby (pms 209)



Red (pms 187)




Dusty Rose (pms 4995)



Orange (pms 1665)



Vintage Silver Met (pms 877)



Graphic Metallic

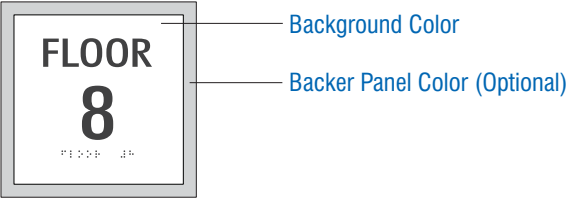


Vintage Gold Met (pms 464)




9 | Premium Materials

Premium materials, along with eye-catching full-color digital printing, offers a truly unique and upscale option for any sign system. See previous page for standard lettering and graphic colors. Actual colors may vary from displayed colors below.




Speciality Acrylics


No Subsurface or Window Slot



Frosted P95 - Clear or Painted



3030 Green Edge \*



3030 Matte Green Edge



Photolumiscent

Aluminum

No Subsurface



Satin Silver Anodized




Satin Gold Anodized




Brite Clear Brushed \*

Woodgrains


No Subsurface



Kensington Maple



Wild Cherry



Fonthill Pear

Translucent Acrylics

No Subsurface or Window Slot



Wedgewood



Caribbean




Smoke

Full Color Digital

High Resolution Subsurface Print



Digital Background



Digital Background



Digital Background




Digital Background

\* Not ADA compliant as a background color

## 10 | Sign Specifications

We manufacture all of our signs to the highest quality standards using the finest architectural materials and latest high-tech equipment. Our professional team of fabricators carefully assemble and ensure the quality of each sign, for a product that is both beautiful and compliant.


### Modified Acrylic Products

- 
- Durable non-glare modified acrylic - Impact, scratch, and mar resistant
  - Signs are back painted for superior resistance to fading and scratching
  - Smooth, clean CNC routed edges for a near polished like finish
  - Precision cut graphics are bonded to the surface under extreme pressure with 3M VHB
  - Clear, dome-shaped Raster Braille (Grade 2) is embedded into the sign surface

### Material Options

- Modified Non-Glare Acrylic
- Frosted P95 Acrylic
- Green Edge 3030 Acrylic
- ADA Alternatives
- Translucent Acrylics

### Laminated Products

- 
- .030 / .040 top layer of Satin Aluminum, Wilsonart or other material
  - Permanently bonded to 1/8" or 1/4" Acrylic
  - Smooth, clean CNC routed edges for a near polished like finish
  - Precision cut graphics are bonded to the surface under extreme pressure with 3M VHB
  - Dome-shaped Raster Braille (Grade 2) is embedded into the sign surface

### Material Options

- Satin Anodized Aluminum
- Wood Laminates (Wilsonart)
- Other High-Pressure Laminates
- Photoluminescent
- Chemetals

## 11 | Digital Specs

Digital Printing has opened up a whole new world to ADA and interior signs. Virtually any image can be printed directly to a substrate for a visually stunning and long lasting sign that is both ADA compliant and beautiful.

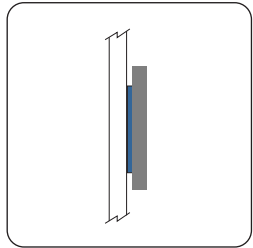
### Digital Products

- High resolution, full color graphics are printed directly to the back side on non-glare material for a beautiful, protected sign
- Any logo, graphic, photo or message can be printed for unlimited design freedom
- Smooth, clean CNC routed edges for a near polished like finish
- Precision cut graphics are bonded to the surface under extreme pressure with 3M VHB
- Clear, dome-shaped Raster Braille (Grade 2) is embedded into the sign surface



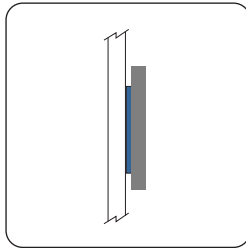
## 12 | Mounting Options

Standard mounting options are shown below. Always test the effectiveness and application of each option before actual installation. Other mounting options are available.



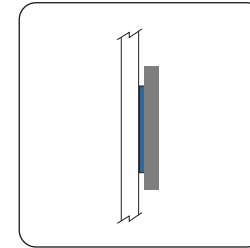
### Double Faced Tape

1/16" pressure sensitive foam tape. Best used in conjunction with silicone adhesive.



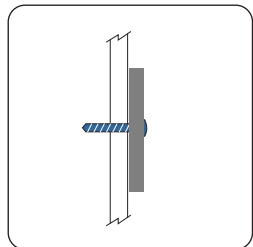
### Double Faced Tape - Thin

2mil pressure sensitive VHB tape. Great for flat, smooth surfaces.



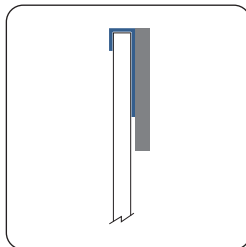
### Velcro Hook (Loop)

For fabric surfaces such as office workstations. Always test first.



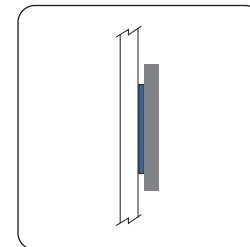
### Screw Holes - Torx

3/16" screw holes with optional 1.5" vandal resistant button torx.



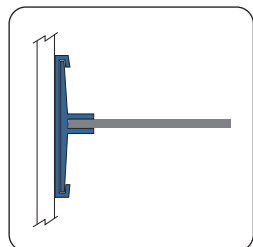
### Partition Hook

Custom acrylic hooks available in black, white, or clear for any size partition.



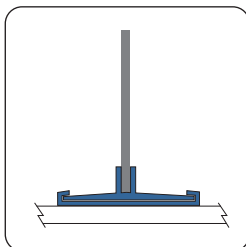
### Magnetic Tape (Foil)

1/32" magnetic tape for steel surfaces or removable panels.



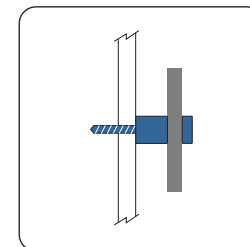
### Wall or Ceiling Bracket

Anodized aluminum bracket in satin silver used for flag mounted or ceiling mounted signs.



### Counter Bracket

Anodized aluminum bracket in satin silver used for counter top or workstation signs.



### Standoffs

Standoffs offer an upscale mounting solution. Available in a satin silver aluminum finish.

Our standard ADA fonts are shown below. Each has been set up to be 100% ADA compliant (correct spacing, thickness, etc.). In certain cases, we are able to take a client's font and make it ADA compliant for a nominal fee.

**FUTURA MEDIUM & 1234567890**

**HELVETICA MEDIUM & 1234567890**

**ARIAL MEDIUM & 1234567890**

**LUCINDA SANDS & 1234567890**

**FRUTIGER MEDIUM & 1234567890**

**MYRIAD SEMIBOLD & 1234567890**

**GOTHAM MEDIUM & 1234567890**

**OPTIMA MEDIUM & 1234567890**

**FUTURA MEDIUM & 1234567890**

**TREBUCHET MEDIUM & 1234567890**

**PROXIMA NOVA & 1234567890**

## Alignment Options

---



Center



Center Left



Top Left



Bottom Right

14 | Room and Office

Signs that identify a room, space, or area are required to have raised characters and Braille. This requirement includes both public access areas and all employee areas. Add your text to any sign below. Custom sizes, colors, and layouts are available.



110 8x8"



114 8x8"



120 4.5x9"



140 5x5"



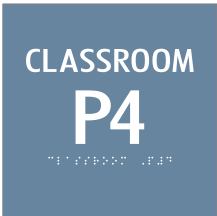
150 3x9"



180 7x7"



184 7x7"



186 7x7"



160 6x9"



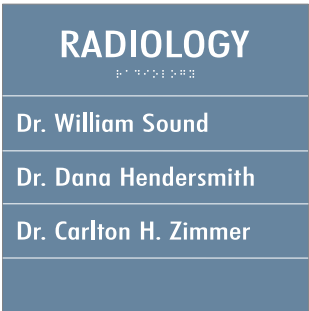
188 4x8"



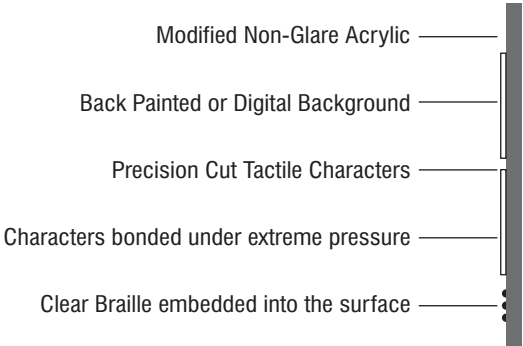
190 9x9"



194 9x9"



130 10x10"



15 | Changeable Message

Window slot signs offer the advantage of quick in-house changes. Simply print out a new name or message on paper and insert it into the clear window opening. Any number of slots can be fabricated. Custom sizes and layouts are available.



210 8x8"



214 8x8"




218 8x8"



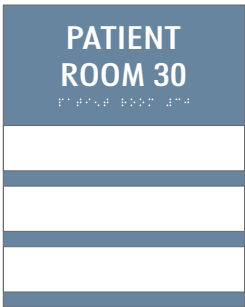
220 8x8"




224 8x8"



240 14x9"



244 10x8"



260 14x8.5"



250 11.5x11"



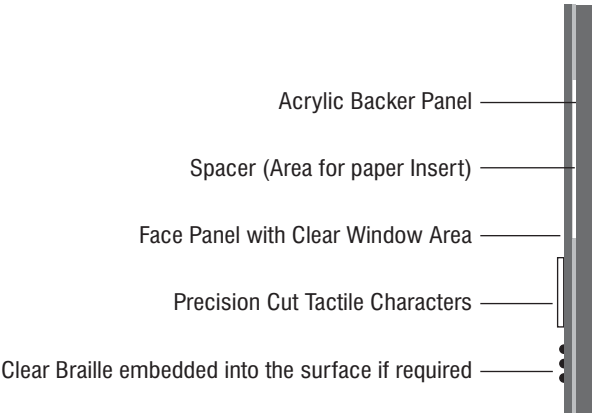
230 8x8"



234 8x8"



270 7x7"



## 16 | Restroom Signs

ADA restroom signs require raised characters and Braille. The ISA symbol (wheelchair) should be added to the sign if the restroom is wheelchair accessible. Custom sizes, colors, and layouts are available.



360 8x8"




350 8x8"



340 8x8"



356 8x8"



346 8x8"



380 9x8"



384 9x8"



388 9x8"



382 9x8"



386 9x8"



396 11x9"



392 4x8"



390 9x12" Overhead

- Modified Non-Glare Acrylic
- Back Painted or Digital Background
- Precision Cut Tactile Characters
- Characters bonded under extreme pressure
- Clear Braille embedded into the surface if required



17 | California Restrooms

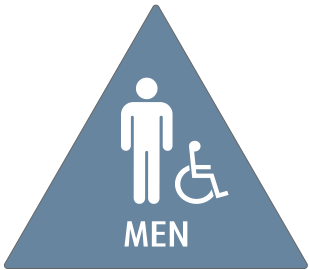
In addition to the ADA wall sign (previous page), California also requires a separate geometric door sign. The sign color needs to contrast with the door color. Single user restrooms are required to be identified as gender neutral.




310 12"



330 12"



320 12"




333 12"




300 12"



304 12"




308 12"



322 12"



334 12"



324 12"



338 12"

- 1/4" Modified Non-Glare Acrylic
- Back Painted or Digital Background
- Precision Cut Tactile Characters
- Characters bonded under extreme pressure
- No Braille Required

## 18 | Directional - Overhead

Directional signs provide clear access information throughout a building. Signs can be wall mounted, flag mounted, or suspended from a ceiling. Any number of lines or panels can be made to suit your needs.

Dover Medical Center	
Nuclear Medicine	230
Medical Imaging Center	270
Occupational Health	290
Cardiopulmonary Center	330
Dermatology	360
Orthopedic Department	390

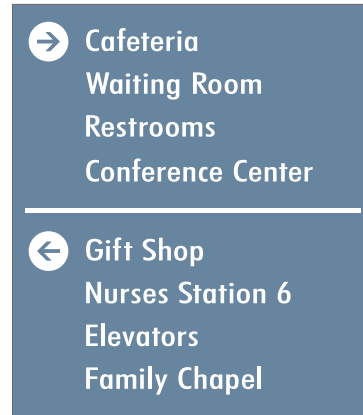
480 16.7x7"



470 9x12" Overhead



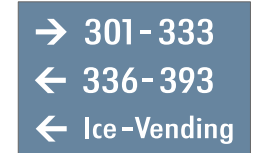
420 7x46" Overhead



440 16x14"

1st Floor	
Desmond and Desmond	←
Capitol Morning Report	←
Legislative Counsel Review	←
Smith, Watt and Martinez	→
Ventura County Star	→
High Speed Rail Authority	→

460 13x13"



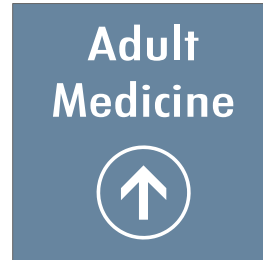
400 6x9"



410 6x9"

←	Waiting Room
→	Business Marketing
→	Conference Rooms
→	Human Resources
→	Elevators - Stairs

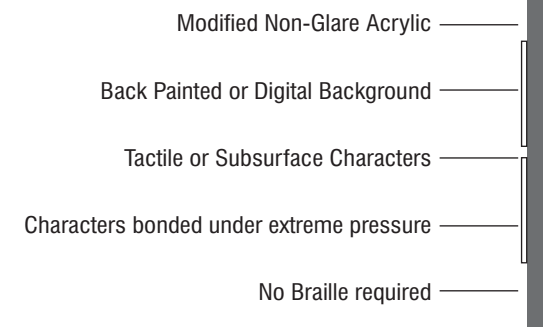
450 10x14"



430 9x9"



434 9x9"



## 19 | Informational Signs

Informational signs can provide important instructions and messages to both visitors and employees. In most cases, informational signs are not required to have raised characters or Braille, but may need to follow other ADA regulations.



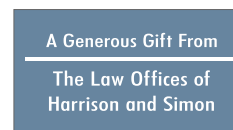
520 8x8"



524 8x8"



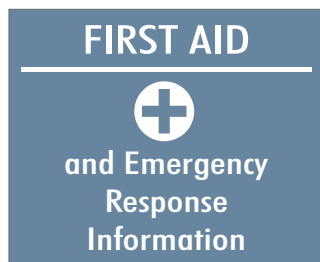
574 8x10"



560 4x8"



512 6x9"



570 9x11"




572 9x11"



530 9x11"



534 6x9"



510 11.5x11"



540 8x8"



580 11.5x9"

- Modified Non-Glare Acrylic
- Back Painted or Digital Background
- Tactile or Subsurface Characters
- Characters bonded under extreme pressure
- No Braille required

20 | Stair - Code Signs

Stair and code signs are not only required, but can also provide vital information in an emergency. Check your local and state regulations for any variances to federal ADA laws. Add your text to any sign below. Custom sizes and layouts are available.



610 8x8"



630 8x8"



620 9x7"



626 9x7"



630 6x6"



660 12x12"



620 10x8"



668 18x12"



694 6x6"



690 6x6"



650 8x8"



640 8x8"

- Modified Non-Glare Acrylic
- Back Painted or Digital Background
- Tactile or Subsurface Characters
- Characters bonded under extreme pressure
- Braille embedded into the surface if required

21 | Exit - Evacuation

Exit and evacuation signs help guide and direct people safely out of a building. Many require raised characters and Braille. Check your local and state regulations for any variances to federal ADA laws. Printed evacuation maps also available.



770 6x6"



790 6x6"



720 6x6"



724 6x6"



728 6x6"



726 6x6"



710 7x11"



712 7x11"



716 8x8"




730 6x11"



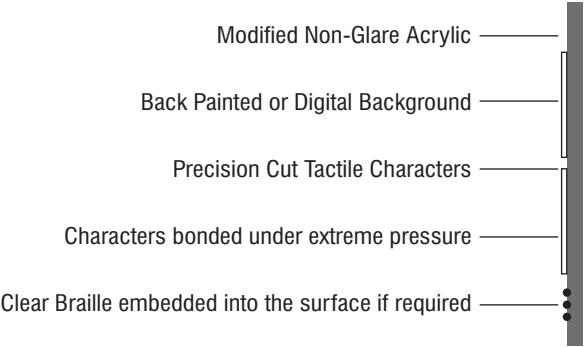
756 12x10"



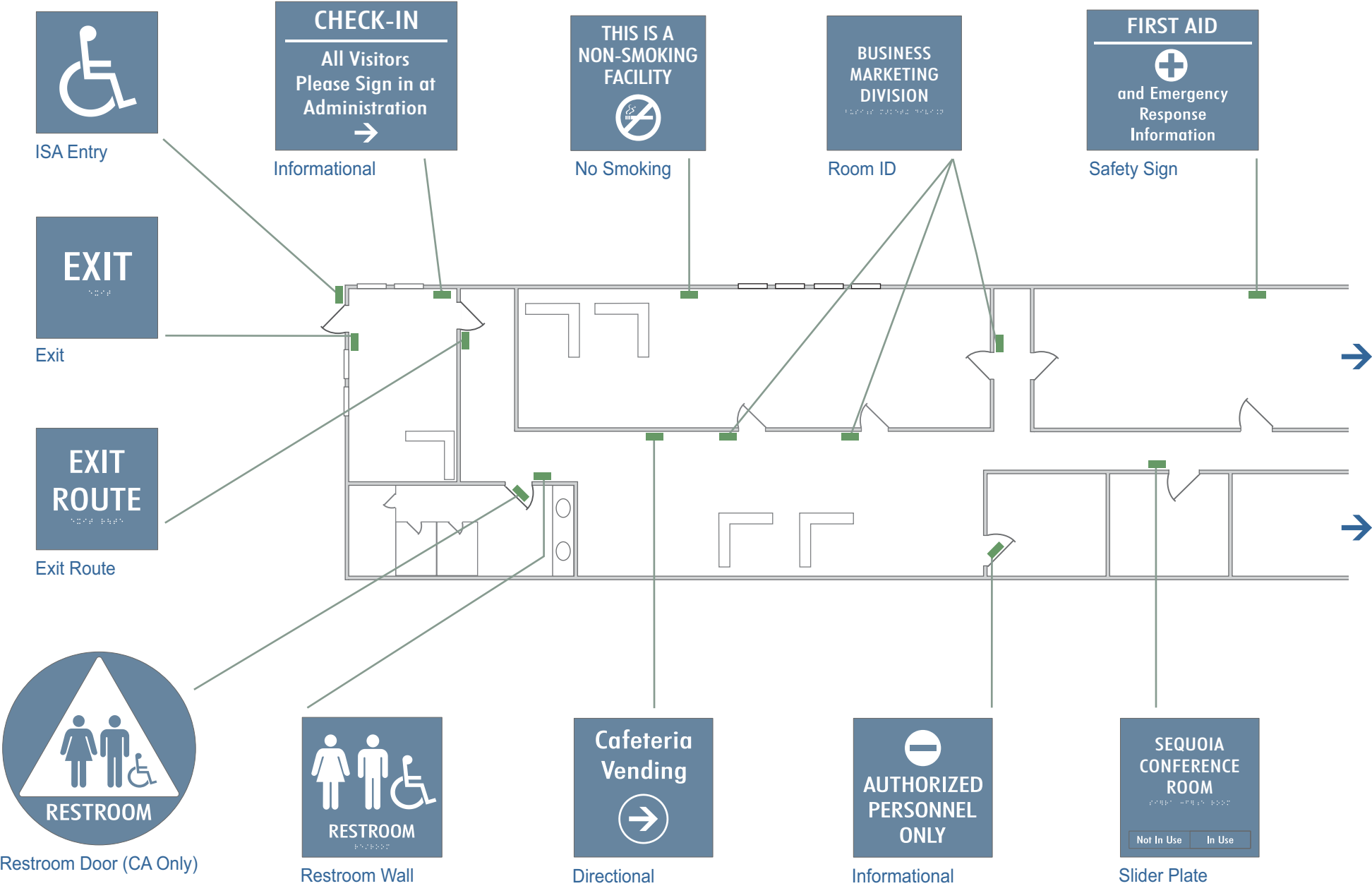
750 11x8"



740 11.5x11"

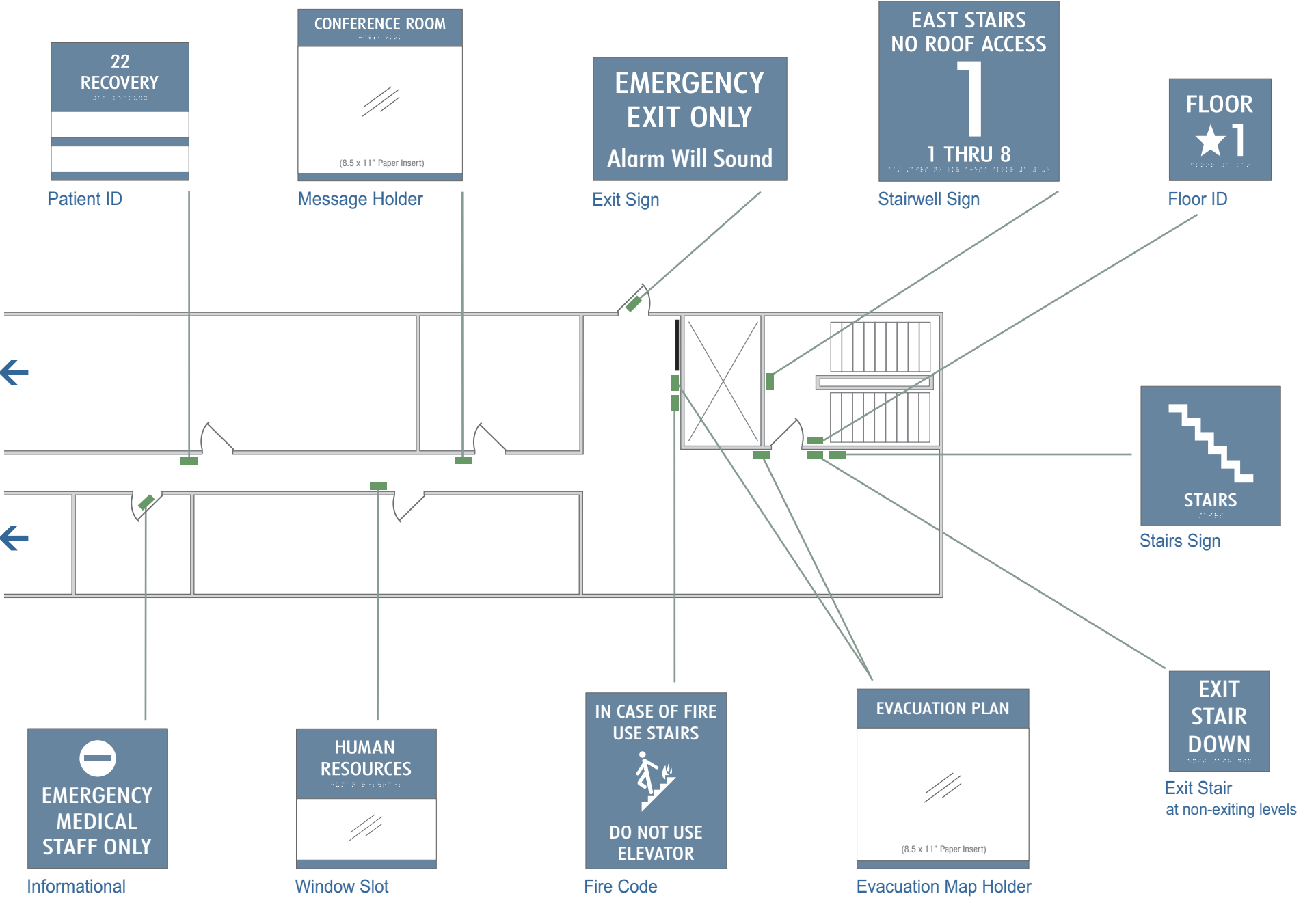


Use the floor plan below and on the next page to see which ADA, code, and other signs are required on a typical project. Signs are required for both public access areas as well as all employee areas. Typical mounting locations are shown on plan.



23 | ADA Floor Plan

Use the floor plan below and on the previous page to see what ADA, code, and other signs are required on a typical project. Check your local and state code for any variances. Add your text to any sign below. Custom sizes, colors, and layouts are available.

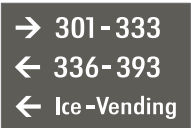


# 24 | Sign Regulations

Laws regarding signage can exist on the national, state, or local level. The chart below helps illustrate this point. It is important to be aware that your particular state or local codes may vary or supersede federal ADA laws.

## Federal ADA

The Federal ADA law, for the most part, covers signs that identify, direct, or provide information regarding a particular room, area, or space.



## State Regulations

Some states, such as California and New York, have additional laws or regulations that may vary or supersede federal requirements.



## Local Level

Other sign types are governed at the local level (often by the fire marshal or building department) and can vary from area to area.





25 | ADA Sign Summary

The following rules apply to signs that identify a room, space, or area. Informational and directional signs do not require Braille or raised characters, however, they are required to follow some of the other ADA rules. See the next eight pages for more information.

**Finish** | Characters and their background shall have a non-glare finish

**Colors** | Character color shall have a distinct contrast from the background color

**Pictograms** | Pictograms that identify a room shall be in their own 6” high field

**Raised Letters** | Characters shall be all upper case and raised a minimum of 1/32”

**Letter Size** | Character shall be between 5/8” and 2”, with a minimum of 1/8” spacing

**Font** | Font shall be sans serif and not overly bold, condensed, or italic

**Braille** | Braille shall be all together and 3/8” - 1/2” below the last line of raised text

**Sign Margin** | A minimum 3/8” clear spacing is required around all raised elements

**General** | Any sign that identifies a room, space, or area shall have raised characters and Braille

**General** | ADA signs are required in both public access areas as well as all employee areas



ADA Method	Proper Braille Size and Spacing	Proper Lettering Proportions	Choice of Materials	Subsurface Colors Not Front Painted	Integral Window Slot	Subsurface Graphic Option	100% ADA Compliant
Signs of Our Times	YES	YES	YES	YES	YES	YES	YES
Photopolymer	?	?	No	No	No	No	?
Sandblasted	No	?	Yes	No	No	No	No
Etched Metal	No	?	Yes	No	No	No	No

## 26 | ADA Sign Types

This chart illustrates the requirements for each of the four ADA sign types

### Identification

Signs that identify a room, space, or area



### Information

Signs that provide information about a room, space, or area



### Directional

Signs that provide direction to a room, space, or area



### Overhead

Wall, ceiling, and projection type signs, mounted overhead

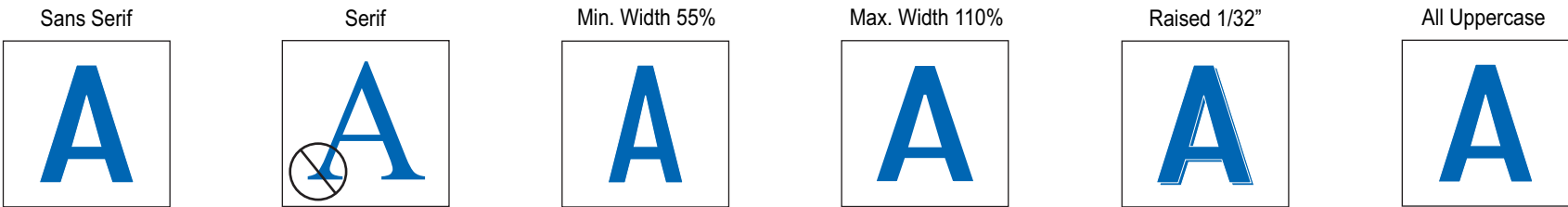


Sign Finish	Non-Glare	Non-Glare	Non-Glare	Non-Glare
Sign Colors	Good Contrast	Good Contrast	Good Contrast	Good Contrast
Braille Required	Yes	No	No	No
Raised Characters	Yes	Not Required	Not Required	Not Required
Pictogram Requirements	Yes - See pg. 29	No Special Req.	No Special Req.	No Special Req.
Character Font	Sans Serif	Sans or Simple Serif	Sans or Simple Serif	Sans or Simple Serif
Character Height	5/8" - 2"	5/8" Minimum *	5/8" Minimum *	2" Minimum *
Character Case	All Uppercase	Upper and/or Lower	Upper and/or Lower	Upper and/or Lower
Character Spacing	1/8" - 4x Stroke	10 - 35% of Stroke	10 - 35% of Stroke	10 - 35% of Stroke
Character Stroke	15% Max of Character Height	10 - 30% Height	10 - 30% Height	10 - 30% Height
Mounting Requirements	See Page 33	None	None	Min. Clearance 80"

\* See chart on page 31

Fonts for signs that identify a room or space are required to be sans serif and shall not be italic, oblique, script, or decorative. Furthermore, lettering can not be too bold, condensed, or extended as illustrated below.

Lettering Examples	ADA Compliant Issue	ADA Regulations
FUTURA MEDIUM	Lettering too Bold	Maximum stroke of 15% of character height
FUTURA MEDIUM	Lettering too Condensed	55% Minimum
FUTURA MEDIUM	Lettering too Extended	110% Maximum
Futura Medium	Uppercase and Lower Case	Character must be all Uppercase
FUTURA MEDIUM	Not enough Character Spacing	Minimum 1/8" inter-character spacing
<i>FUTURA MEDIUM</i>	Lettering Italicized	Non-italicized
FUTURA MEDIUM	Compliant: Sans Serif - All Uppercase - Proper Spacing	



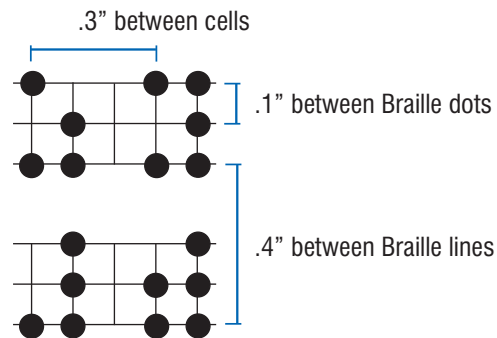
## 28 | Braille Requirements

There are many rules and guidelines when it comes to Braille. Proper size, shape, correct translation, and placement ensure ease of reading and understanding.

### Braille Regulations

- Braille shall be dome-shaped or rounded - Not flat or pointy
- Braille shall be Grade 2 and be precisely sized and spaced
- Braille shall be 3/8" to 1/2" below last line of text
- Braille shall be grouped all together - Not in two separate areas
- Braille shall be in lowercase except for the following:
  - Proper Name - George Jones California
  - Acronyms - U.S.A.
  - Beginning of sentence - Accessible restrooms...
  - A letter in a room number - B320

### Braille Spacing



### Braille Size and Shape

- — Distinct dome shape
- — .060 diameter at base
- — .025 in height

### Complaint Braille

Braille all together below last line of text

806

UNIVERSITY  
ADMISSIONS

UNIVERSITY OF CALIFORNIA

### Not Complaint Braille

Braille in two separate locations


806

UNIVERSITY  
ADMISSIONS

UNIVERSITY OF CALIFORNIA

This chart depicts typical pictograms and their proper use. Pictograms used in identifying a room or space shall be within their own 6” high field. There is no specific rule on the height of the pictogram itself.


Required Pictograms:  
6” high background field required.  
No text or Braille shall be located within the pictogram field.



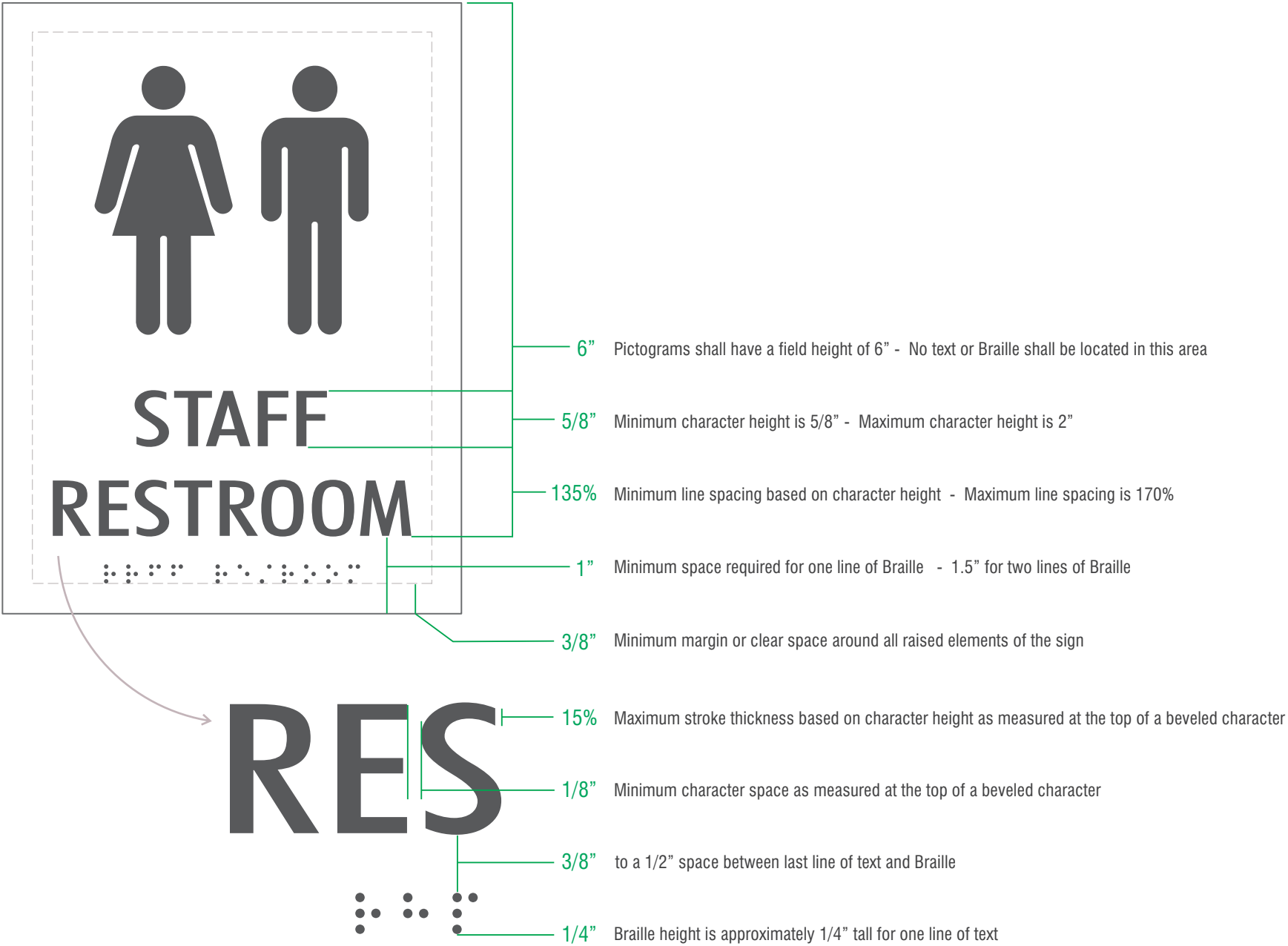
Room Sign Pictograms are not required, but are recommended. If used, a 6” high background field is required.



Miscellaneous Pictograms:  
Informational or directional.  
No field height requirement.

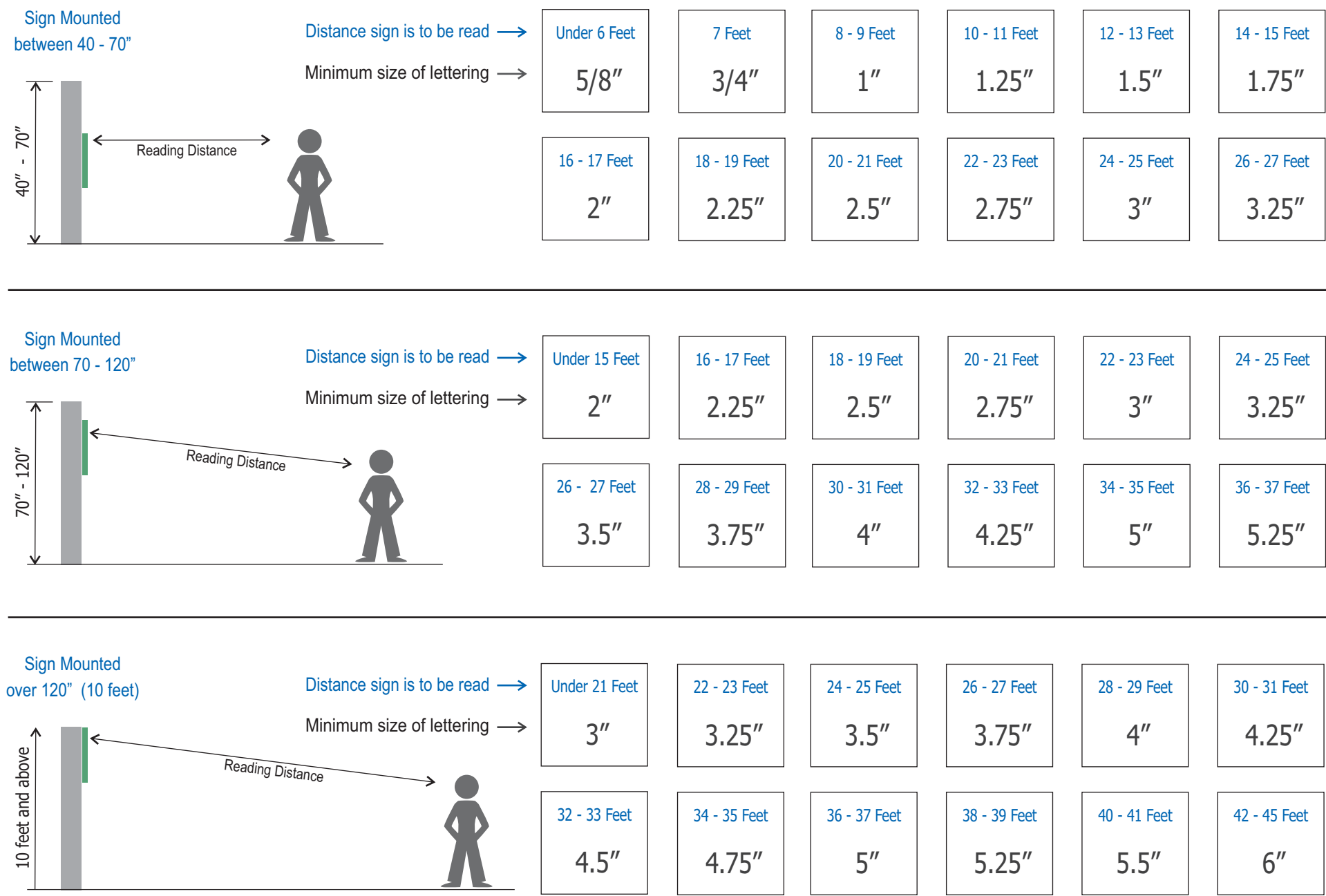


The proper spacing and size of different elements of an ADA sign is vital when someone is trying to read the sign visually or by touch. Characters, graphics, or Braille that are too close together or are too small make it hard to read or understand.



# 31 | Character Height

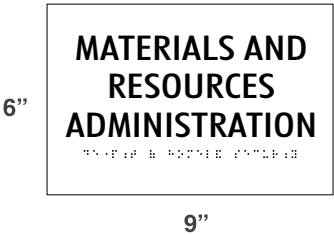
Use this chart to determine the required character size of your ADA sign based on the mounting height of the sign and the likely viewing distance. The minimum character height will be indicated in the corresponding box below.



# 32 | Sign Sizing Chart

The two tables below were developed to help you determine the proper size of your ADA sign based on lettering height and the number of characters and lines per sign. It best to keep like sign types the same size.

- 1 - Select your letter size (We recommend a minimum of 3/4" letters).
- 2 - Determine the number of characters and spaces in the longest line of text.
- 3 - Determine the number of lines required.
- 4 - Use the tables below to determine the sign size. See example to the right.



The sign to the left has 3/4" letters with 13 characters / spaces across and 3 lines of copy. Using the two tables below, the sign would have to be at least 6 x 9" to be ADA compliant.

Length of Sign

	3"	4"	5"	6"	7"	8"	9"	10"	12"	14"	16"	
Letter Size	5/8"	4	7	9	11	13	15	17	19	23	27	31
	3/4"	3	5	7	9	11	12	13	15	19	21	24
	7/8"	3	4	5	7	8	10	11	12	14	17	20
	1"	3	4	5	6	7	8	10	11	13	14	15
	1.25"	2	2	3	4	5	6	7	8	10	10	11

Maximum number of characters and spaces per line based on letter height and sign length

Height of Sign

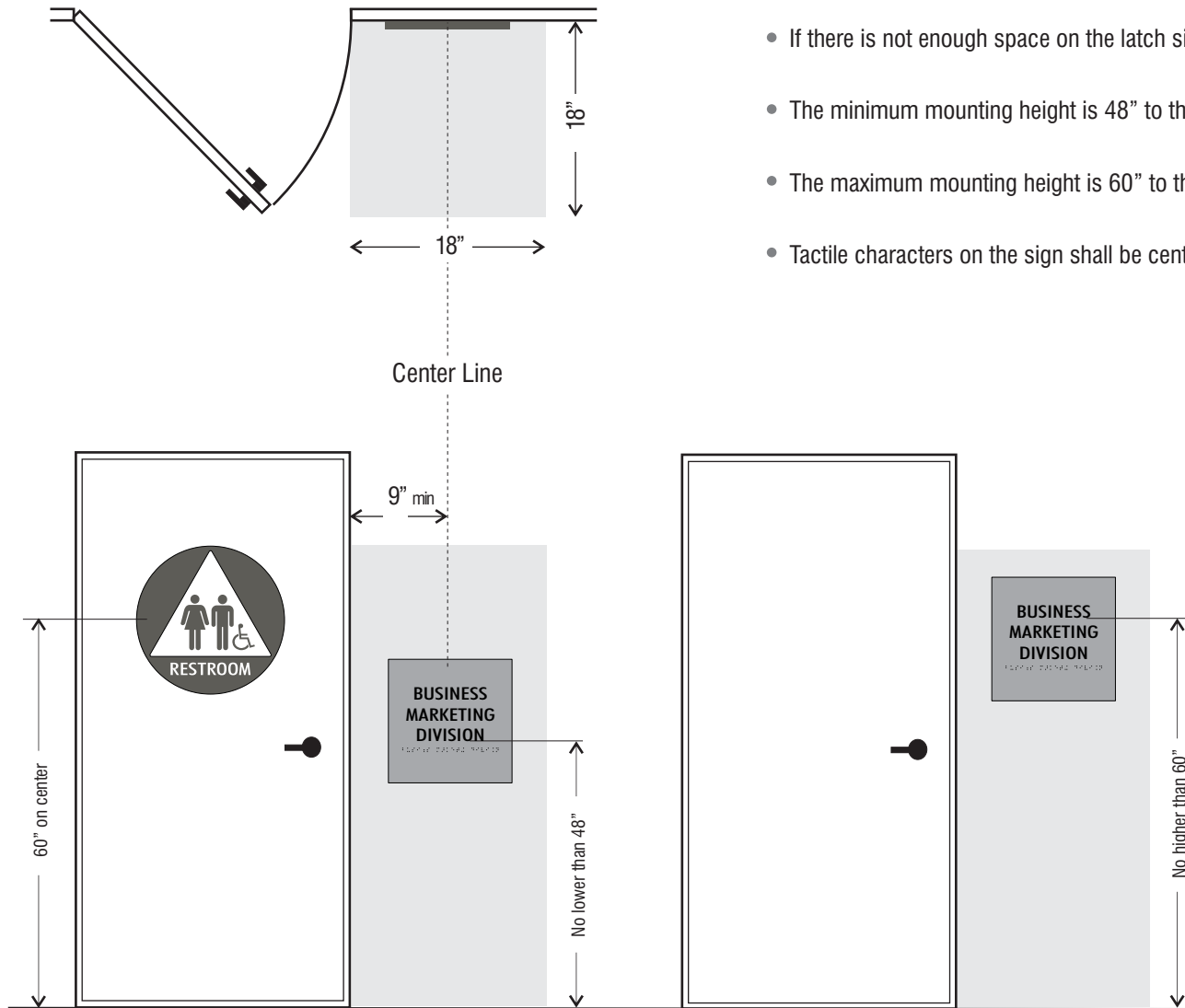
	3"	4"	4.5"	6"	7"	8"	9"	10"	12"	
Letter Size	5/8"	2	2	3	4	5	6	7	8	9
	3/4"	1	2	3	3	4	5	6	6	8
	7/8"	1	2	2	3	4	4	5	5	7
	1"	1	2	2	3	3	4	5	5	6
	1.25"	1	1	1	2	3	3	3	4	5

Maximum number of lines allowed based on letter height



## 33 | Mounting Guidelines

Below are general guidelines for mounting room signs with raised characters and Braille. The mounting height has a range of acceptable heights. Always check with your state and local codes as well as your building inspector before installing signs.



- Room signs shall be mounted on the latch side of the door.
- If there is not enough space on the latch side, then the sign can be mounted on the nearest adjacent wall.
- The minimum mounting height is 48" to the baseline of the lowest line in the sign.
- The maximum mounting height is 60" to the baseline of the highest line in the sign.
- Tactile characters on the sign shall be centered within an minimum 18 x 18" clear floor space.

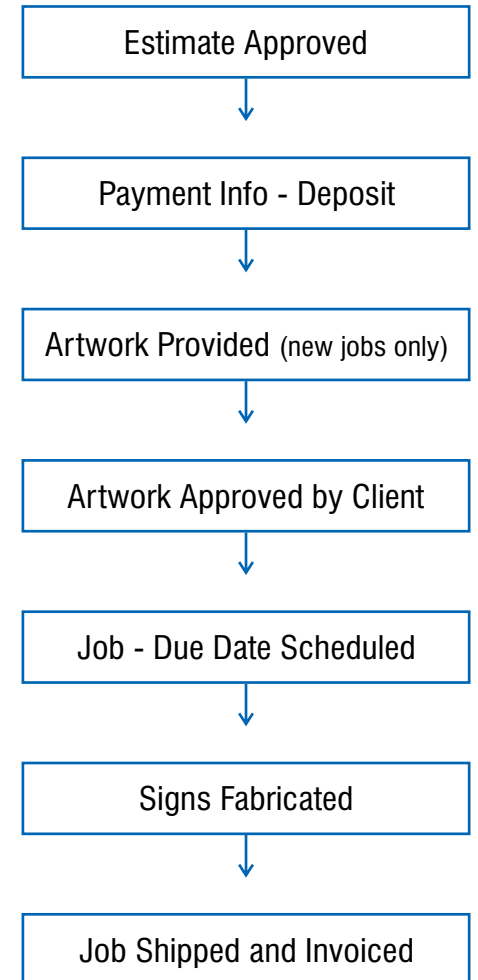
## Sign Information

- Sign size
- Material and thickness
- Background color
- Backer panel color (optional)
- Lettering color
- Mounting option
- Font option
- Basic drawing of each sign type
- Sign schedule (exact wording for each sign)
- Quantity of each sign type

## Artwork Submission

- Provide full size, scaled artwork
- Provide single line vectorized output
- Remove all fills except for digital printed files
- Convert graphic and text to curves
- Send all signs in a single file if possible
- Export as a .pdf file
- We highly recommend that we reset all ADA signs with our standard fonts and layouts to ensure compliancy.

## Order Process





1-800-795-9475  
www.signsofourtimes.com  
sales@signsofourtimes.com

## Order Form

1. Fill out all information below
2. Provide previous sales order # on repeat jobs
3. Provide detailed drawings with your order

Company: \_\_\_\_\_

Accounts Payable Email: \_\_\_\_\_

Purchase Order: \_\_\_\_\_

Shipping Address: \_\_\_\_\_

Project: \_\_\_\_\_

Buyer: \_\_\_\_\_

Phone: \_\_\_\_\_

New or Repeat Job: ☐ New Job  
☐ Repeat Job - Previous Sales # \_\_\_\_\_

Artwork Preference: ☐ Use Standard Files / Fonts  
☐ Use Attached Files (Client's Artwork) \_\_\_\_\_

Part No.		Sign Colors				
QTY	PART - SIZE - STYLE	BACKGROUND	LETTERING	BACKER PANEL	TEXT OR MESSAGE	MOUNTING
5	770 6x6" 1B	ADA Blue	White	Satin Aluminum	EXIT ROUTE	D F Tape

SPECIAL INSTRUCTIONS: \_\_\_\_\_

\_\_\_\_\_  
\_\_\_\_\_  
\_\_\_\_\_

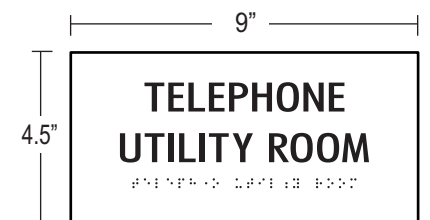
CUSTOM OPTIONS:

Custom Logo \_\_\_\_\_

Background Color \_\_\_\_\_

Custom Material \_\_\_\_\_

PROVIDE DRAWINGS:



# Wholesale

# ADA Signs

## COMPLETE ADA + INTERIOR SIGNAGE

### CORPORATE

Jones Lang LaSalle

Google

Indeed.com

Halekulani Hotel

Shake Shack

Amazon

Sacramento Kings

Sun Run

Adobe Systems

Walmart - Sam's Club

Turner Construction

Starbucks

### EDUCATION

Stanford University

USC

San Francisco High

UCLA

Epic Bible College

Chabot College

UC Berekely

CSU, Fullerton

CSU, Sacramento

UC, Davis

100+ Elementary and

Secondary Schools

### HEALTHCARE

Sutter Hospital

Kaiser Permanente

WNJ Texas Health

Chicago Advocate

Methodist Health

Queen's Medical Hawaii

Pocahontas Medical

Tucson Care Center

Carmichael Senior Apts.

Dignity Health

St. Francis Medical

Veterans Administration

### GOVERNMENT

Placer Justice Center

Dept. of Defense

Fort Bragg

City of Anaheim

National Guard

DHSS - Alaska

Presidio, San Francisco

Dept. of General Services

LA Metro Rail

Dept. of Motor Vehicles

California State Library

Reno Airport



"I could not have imagined a better result. Thanks for doing a fantastic job on the SF Foundation ADA signs."

"Very Impressed. I have been shopping around for ADA signs for a while and yours are very nice."

"Signs of Our Times was fast and efficient on both the phone and email. Signs were produced to specs and delivered quickly."

"I really think your signs look sharp. I will recommend you as a preferred vendor on our support site."

**Signs** of Our  
**Times**

[sales@signsofourtimes.com](mailto:sales@signsofourtimes.com)

800-795-9475

[www.signsofourtimes.com](http://www.signsofourtimes.com)